



TSDS Upgrade Project

Updated July 24, 2025



Simple Solution. Brighter Futures.

Gain insights into the TSDS Upgrade Project.

The Texas Student Data System (TSDS), a major initiative by the Texas Education Agency, is a statewide system that modernizes and improves the quality of data collection, management, and reporting in Texas education that in turn improves student learning.

1) Public Education Information Management System (PEIMS) Submissions

(inclusive of Student Information System data, Human Resource data, and Finance data)

- a) PEIMS Fall
- b) PEIMS Mid-Year
- c) PEIMS Summer
- d) PEIMS Extended Year

Core Collections

2. Charter School Waitlist
3. Child Find
4. Class Roster
5. Early Childhood Data System
6. Residential Facility Tracker
7. Special Education Language Acquisition
8. State Performance Plan Indicator 14

9) Unique ID/Enrollment Tracking

TSDS is being updated during the 2024-25 school year to improve data accuracy and student supports.

TSDS SUBMISSION DATES



	First Submission	Resubmission
Charter School Waitlist	October 25, 2024	N/A
PEIMS Fall	December 12, 2024 January 16, 2025	January 16, 2025 February 6, 2025
Early Childhood Data System (ECDS) - KG	January 30, 2025 February 13, 2025	N/A
PEIMS Mid-Year	January 23, 2025 February 13, 2025	February 13, 2025 February 27, 2025
SPPI-14	February 20, 2025	N/A
Class Roster	March 27, 2025 April 3, 2025	N/A
PEIMS Summer	June 20, 2025	July 17, 2025 July 24, 2025
ECDS – PK	June 26, 2025	N/A
Special Education Lang Acquisition (SELA)	June 26, 2025	N/A
Residential Facility Tracker	July 17, 2025	N/A
Child Find	July 31, 2025	N/A
PEIMS Extended Year	August 28, 2025	September 18, 2025

COLLECTION STATUS

CHILD FIND

For 1,180 LEAs (31 exempt)

COMPLETE

699

Due 7/31/2025

PEIMS EXTENDED YR FIRST SUB

For 700 LEAs








COMPLETE

0

Due 8/28/2025

PEIMS Extended Year
First Submission is due
August 28th.

STEPS FOR EACH LEA to SUMMER

- 1 Ensure TEAL access has been approved for TSDS Portal, DMC, PEIMS, and Core. 
- 2 Ensure a Key & Secret has been created for each SIS, ERP, and ECDS vendor. 
- 3 Coordinate with your vendors to send data to the TSDS IODS. 
- 4 Coordinate with your vendors to resolve any Level 1 (API) errors. 
- 5 Verify data is publishing as expected in the DMC.
- 6 Schedule and review Level 2 Business Validations.
- 7 Promote TSDS PEIMS and Core data through the TSDS applications. 
- 8 Verify TSDS submissions with the available data validations and reports. 
- 9 Run the TSDS PEIMS Reports & compare to your source system data.
- 10 **PEIMS Coordinator Completes the PEIMS Summer Submission.** 

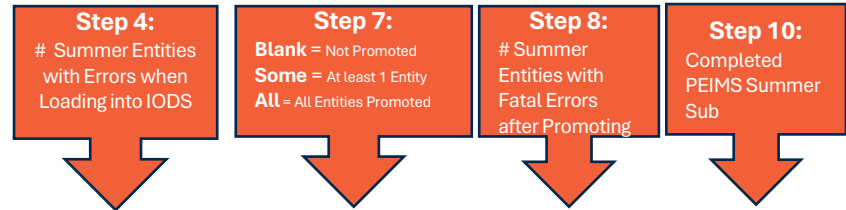
You can track your status on steps with a star on TEA's website.

At any step, if you have any difficulties, you can:

(a) Contact your ESC PEIMS coordinator, or

(b) Submit a [Help Desk ticket to TEA](#)

TRACKING TSDS UPGRADE STATUS FOR YOUR SCHOOL SYSTEM



Organization Name	Region #	Org #	Organization SubType	TEAL DMC LEA	Key and Secret	IODS Loaded	PEIMS Fall # Record Types w L1 Errors (23 total) (Last 7 days)	PEIMS Summer Promotion	PEIMS Summer # Record Types w FataIs (Most Recent Promotion)	PEIMS Summer Complete	ECDS PK Complete	SELA Complete	RF Tracker Complete	Child Find Complete	PEIMS Extended Year Complete
A W BROWN LEADERSHIP ACADEMY	'10	057816	CHARTER	Y	Y	Y				N	N	N	N	N	N
A+ ACADEMY	'10	057829	CHARTER	Y	Y	Y		SOME	7	N	N	N	N	N	N
A+ UNLIMITED POTENTIAL	'04	101871	CHARTER	Y	Y	Y		SOME	4	N	N	N	N	N	N
ABBOTT ISD	'12	109901	INDEPENDENT	Y	Y	Y		SOME	1	N	N	N	N	N	N
ABERNATHY ISD	'17	095901	INDEPENDENT	Y	Y	Y		SOME		N	N	N	N	N	N
ABILENE ISD	'14	221901	INDEPENDENT	Y	Y	Y	9	SOME	9	N	N	N	N	N	N
ACADEMY FOR ACADEMIC EXCELLENCE	'10	057814	CHARTER	Y	Y	Y		SOME	5	N	N	N	N	N	N
ACADEMY ISD	'12	014901	INDEPENDENT	Y	Y	Y		SOME		N	N	N	N	N	N
ACADEMY OF ACCELERATED LEARNING INC	'04	101810	CHARTER	Y	Y	Y		SOME	2	N	N	N	N	N	N

[VIEW/DOWNLOAD REPORT](#)

STEP 9: PEIMS EXTENDED YEAR REPORTS

Attendance	<ul style="list-style-type: none">▪ PDM4-130-001 Flex Attendance - Superintendent's Semester Report of Student Attendance▪ PDM4-120-003 Superintendent's Report of ADSY Attendance
Attendance Diagnostic	<ul style="list-style-type: none">▪ PDM4-131-001 Roster of Students Generating Flexible Attendance Data
Course Completion	<ul style="list-style-type: none">▪ PDM4-133-001 Students with Dual Credit Courses and College Credit Hours▪ PDM4-133-002 Number of Students Completing Courses by Pass Fail Indicator▪ PDM4-133-003 Students Completing Courses with Dual Credit
ESY Services	<ul style="list-style-type: none">▪ PDM4-140-001 Extended School Year Services by Instructional Setting▪ PDM4-140-002 Extended School Year Services Summary by Instructional Setting
Organizational	<ul style="list-style-type: none">▪ PDM4-116-003 Campus Calendar Minutes Detail Report▪ PDM4-116-008 Organization Expanded Learning Opportunities
Student	<ul style="list-style-type: none">▪ PDM4-120-001 Extended School Year (ESY) Services Roster▪ PDM4-120-003 Student Indicator Report by Grade▪ PDM4-120-004 Bilingual ESL Summer School Roster▪ PDM4-120-005 Student Advanced Academic Roster by Grade▪ PDM4-120-006 Students Participating in Regional Day School Program for the Deaf

STEP 9: PERCENT of CHANGE from PREVIOUS YEAR (ESY Contact Hours)

Texas Education Agency
PDM4-231-002
vnn.n.n

TSDS PEIMS PERCENTAGE OF CHANGE FROM PREVIOUS YEAR

Monday 5/9/2025 2:41PM
Page n of n

LEA-level Data

Campuses: All Campuses

2024-2025 Extended Year Collection, First Submission

LEA: nnnnnn - LEA_Name1

Extended School Year (ESY) Contact Hours

Instructional Setting	Previous Year	Current Year	% Change	Compared to Prev Year
41-Resource Room/Services Less than 21%	1,664.0	1,939.0	17%	Increase
42-Resource Room/Services At Least 21% and Less than 50%	3,486.0	4,526.0	30%	Increase
43-Self-Cont, Mild/Mod/Severe, Reg Camp At Least 50% and No More than 60%	1,886.0	2,100.5	11%	Increase
44-Self-Contained, Mild/Moderate/Severe, Regular Campus More than 60%	10,437.0	14,116.0	35%	Increase
45-Full-Time Early Childhood Special Education Setting	410.5	492.0	20%	Increase
96-Off Home Campus Separate Campus	1,508.0	890.5	-41%	Decrease

New report for verification to compare critical PEIMS data for this year vs last year.

Coming July 25th

STEP 9: PERCENT of CHANGE from PREVIOUS YEAR (Flexible Attendance & ADSY Attendance)

Texas Education Agency
PDM4-231-002
vnn.n.n

TSDS PEIMS PERCENTAGE OF CHANGE FROM PREVIOUS YEAR
LEA-level Data
Campuses: All Campuses
2024-2025 Extended Year Collection, First Submission

Monday 5/9/2025 2:41PM
Page n of n

LEA: nnnnnn - LEA_Name1

Flexible Attendance

<u>Flex Attendance</u>	<u>Previous Year</u>	<u>Current Year</u>	<u>% Change</u>	<u>Compared to Prev Year</u>
Eligible Minutes Present	13,259,280	10,505,040	-21%	Decrease
Eligible Equivalent Days	55,247.0	43,771.0	-21%	Decrease
Adjusted Eligible Equivalent Days Present	55,247.0	43,771.0	-21%	Decrease
Ineligible Minutes Present	2,053,200	1,386,480	-32%	Decrease
Ineligible Equivalent Days	8,555.0	5,777.0		
Total Refined ADA	306.928	243.171		

Texas Education Agency
PDM4-231-002
vnn.n.n

TSDS PEIMS PERCENTAGE OF CHANGE FROM PREVIOUS YEAR
LEA-level Data
Campuses: All Campuses
2024-2025 Extended Year Collection, First Submission

LEA: nnnnnn - LEA_Name1

Additional Days School Year (ADSY) Attendance

<u>ADSY Attendance</u>	<u>Previous Year</u>	<u>Current Year</u>	<u>% Change</u>	<u>Compared to Prev Year</u>
Days Membership	35,993.5	36,301.0	1%	Increase
Total Eligible Days	35,993.5	36,301.0	1%	Increase
Total Refined ADA	199.964	201.672	1%	Increase

New report for verification to compare critical PEIMS data for this year vs last year.

STEP 9: PERCENT of CHANGE from PREVIOUS YEAR (College Prep and Dual Credit)

Texas Education Agency
PDM4-231-002
vnn.n.n

Monday 5/9/2025 2:41PM
Page n of n

LEA: nnnnnn - DistrictName

College Prep

TSDS PEIMS PERCENTAGE OF CHANGE FROM PREVIOUS YEAR
LEA-level Data
Campuses: All Campuses
2024-2025 Extended Year Collection, First Submission

Service ID	Course Description	Seq	Pass/Fail	Previous Year	Current Year	% Change	Compared to Prev Year
CP110100	College Preparatory Course English Language Arts	2	01	170	198	8%	Increase
CP111200	College Preparatory Course Mathematics	0	01	9	6	-33%	Decrease
CP111200	College Preparatory Course Mathematics	2	01	163	120	-26%	Decrease
CP111200	College Preparatory Course Mathematics	2	08	4	8	100%	Increase
				176			

New report for verification to compare critical PEIMS data for this year vs last year.

Texas Education Agency
PDM4-231-002
vnn.n.n

TSDS PEIMS PERCENTAGE OF CHANGE FROM PREVIOUS YEAR
LEA-level Data
Campuses: All Campuses
2024-2025 Extended Year Collection, First Submission

LEA: nnnnnn - DistrictName

Dual Credit

Service ID	Course Description	Seq	Pass/Fail	Previous Year	Current Year	% Change	Compared to Prev Year
12701101	Career and Technical Education Project-Based Capstone (First Time Taken)	D1	01	6	8	33%	Increase
12701101	Career and Technical Education Project-Based Capstone (First Time Taken)	D2	08	6	9	50%	Increase
				12	17	42%	Increase
13009900	Professional Communications	D0	01	10	9	-10%	Decrease
13011200	Principles of Business, marketing and Finance	D0	01	11	4	-64%	Decrease
13016200	Money matters	D0	01	8	12	50%	Increase

STEP 9: PERCENT of CHANGE from PREVIOUS YEAR (Student Demographics, Characteristics & Programs)

Texas Education Agency
PDM4-231-002
vnn.n.n

LEA: nnnnnn - DistrictName

Student Demographics, Characteristics & Programs | All Programs | Alphabetically in Ascending Order

Attribution Code

Program Indicator	Previous Year	Current Year	% Change	Compared to Prev Year
No Data to Report				

Foster Care

Program Indicator	Previous Year	Current Year	% Change	Compared to Prev Year
1-Student Is Current Conservator of DFPS	75	75	0%	No Change
2-PK Student Previously In Conservator of DFPS Adversary Hearing				
3- PK student prior foster care in another state, now resides in Texas				

Gifted And Talented

Program Indicator	Previous Year	Current Year	% Change	Compared to Prev Year
Gifted And Talented				

Migratory

Program Indicator	Previous Year	Current Year	% Change	Compared to Prev Year
Migratory				

TSDS PEIMS PERCENTAGE OF CHANGE FROM PREVIOUS YEAR
LEA-level Data
Campuses: All Campuses
2024-2025 Extended Year Collection, First Submission

Monday 5/9/2025 2:41PM
Page n of n

Texas Education Agency
PDM4-231-002
vnn.n.n

LEA: nnnnnn - DistrictName1

Student Demographics, Characteristics & Programs | Selected Programs | Largest Increase in % Change

Migratory

Program Indicator	Previous Year	Current Year	% Change	Compared to Prev Year
Migratory	1	3	67%	Increase

Attribution Code

Program Indicator	Previous Year	Current Year	% Change	Compared to Prev Year
Attribution Code	275	774	64%	Increase

Foster Care

Program Indicator	Previous Year	Current Year	% Change	Compared to Prev Year
1-Student Is Current Conservator of DFPS	75	75	0%	No Change
2-PK Student Previously In Conservator of DFPS Adversary Hearing1	472	426	-10%	Decrease
3- PK student prior foster care in another state, now resides in Texas	40	65	63%	Increase

Gifted And Talented

Program Indicator	Previous Year	Current Year	% Change	Compared to Prev Year
Gifted And Talented	40	65	63%	Increase

TSDS PEIMS PERCENTAGE OF CHANGE FROM PREVIOUS YEAR
LEA-level Data
Campuses: All Campuses
2024-2025 Extended Year Collection, First Submission

Monday 12/9/2024 2:41PM
Page n of n

New report for verification to compare critical PEIMS data for this year vs last year.

STEP 10: PEIMS EXTENDED YEAR COMPLETION NOTIFICATION

Email Notification Text

SUBJECT: Learning ISD; PEIMS Summer Submission Data: COMPLETE

ATTACHMENTS:

PDM4-231-002: Percentage of Change from Previous Year

BODY:

Dear **Dr. Superintendent**

The District PEIMS Coordinator has marked the Learning ISD 2024-2025 PEIMS Extended Year Submission as "**COMPLETE.**"

The submission will now go to the Superintendent for approval and the ESC for acceptance. The submission is now locked and cannot be changed, unless the ESC rejects the collection.

The following report(s) have been automatically generated for your organization and attached to this email. **The Superintendent is required to review the attached report and verify its contents before approving the PEIMS Extended Year Submission as "COMPLETE":**

PDM4-231-002: Percentage of Change from Previous Year

This notification was sent to the following roles: Data Approver

Regards,

The TSDS PEIMS System

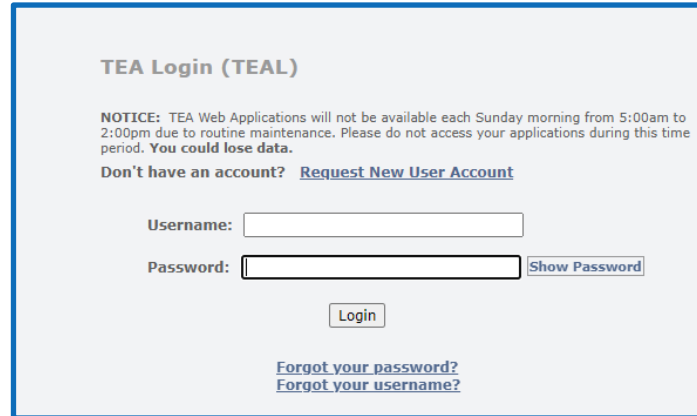
REMINDER: If you need TSDS PEIMS customer support, create an incident in the TMS system using the Support link in the PEIMS header.

New email verification before final superintendent signoff of data after step 10.

HOW TO SUBMIT AN ISSUE

1

Log into your TEAL account



TEAL Login (TEAL)

NOTICE: TEA Web Applications will not be available each Sunday morning from 5:00am to 2:00pm due to routine maintenance. Please do not access your applications during this time period. **You could lose data.**

Don't have an account? [Request New User Account](#)

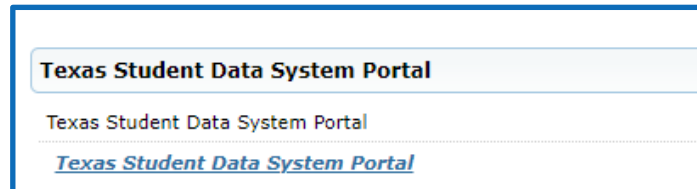
Username:

Password: [Show Password](#)

[Forgot your password?](#)
[Forgot your username?](#)

2

Access the TSDS Portal



Texas Student Data System Portal

Texas Student Data System Portal

[Texas Student Data System Portal](#)

3

Select the TIMS button



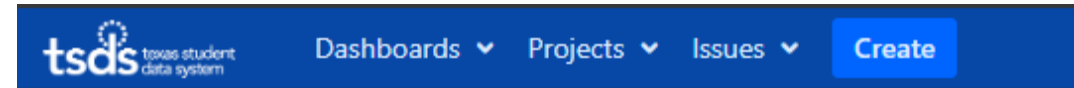
Home > Support

TSDS Support

Please log in to access the TSDS Incident Management System (TIMS).

4

Select Create in Top Banner

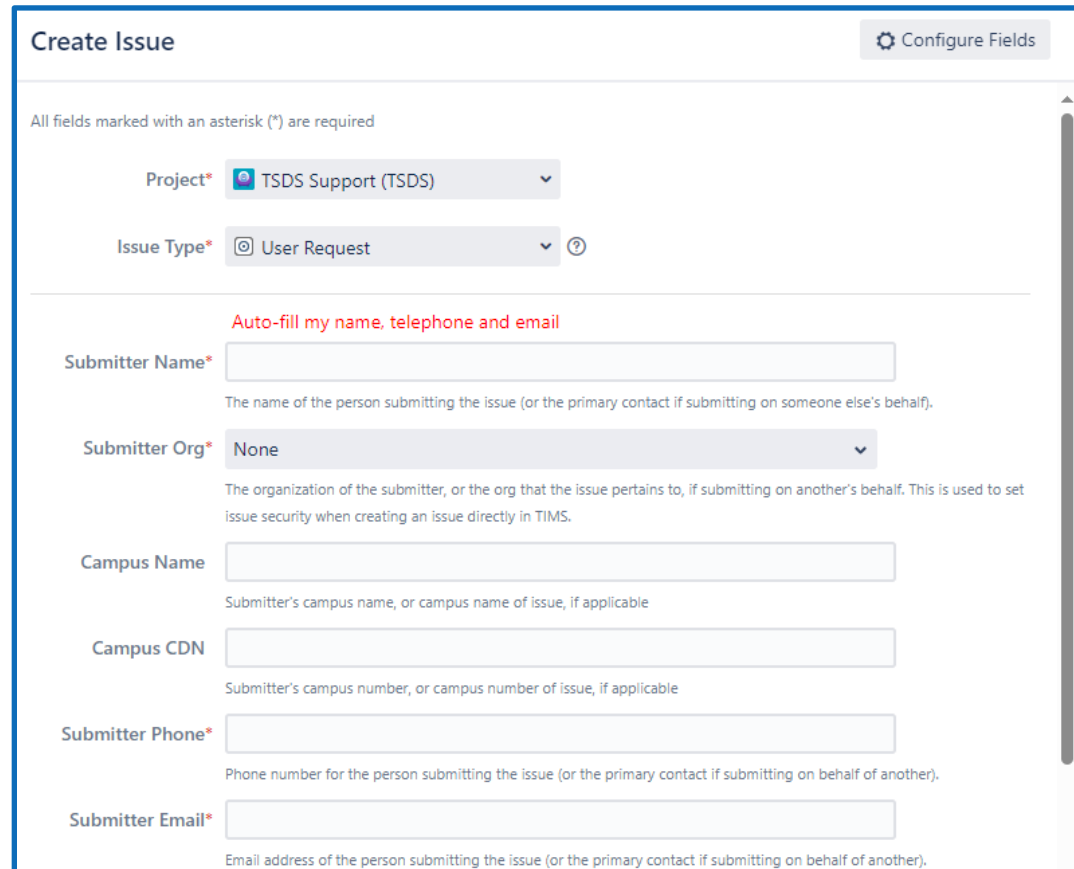


tsds texas student data system

Dashboards ▾ Projects ▾ Issues ▾

5

Complete the Form and Submit



Create Issue

All fields marked with an asterisk (*) are required

Project*

Issue Type*

Auto-fill my name, telephone and email

Submitter Name*

The name of the person submitting the issue (or the primary contact if submitting on someone else's behalf).

Submitter Org*

The organization of the submitter, or the org that the issue pertains to, if submitting on another's behalf. This is used to set issue security when creating an issue directly in TIMS.

Campus Name

Submitter's campus name, or campus name of issue, if applicable

Campus CDN

Submitter's campus number, or campus number of issue, if applicable

Submitter Phone*

Phone number for the person submitting the issue (or the primary contact if submitting on behalf of another).

Submitter Email*

Email address of the person submitting the issue (or the primary contact if submitting on behalf of another).

APPENDIX

PDM3-130-001 SUPERINTENDENT'S REPORT OF STUDENT ATTENDANCE

Texas Education Agency PDM3-130-001 v25.3.4		SUPERINTENDENT'S REPORT OF STUDENT ATTENDANCE								Monday 03/17/2025 4:04 PM Page 1 of 14
LEA: 701603 - SEDS LEARNING ISD		LEA-level Data Campuses: All Campuses 2024 - 2025 Summer Collection, First Submission								
Six-week Reporting Period: 1		EE	PK	KG	01	02	03	04	05	
A.	Six-week Summary									
B.	Days Membership	112.0	0.0	52.0	0.0	0.0	0.0	0.0	0.0	
C.	Total Days Absent	39.0	0.0	33.0	0.0	0.0	0.0	0.0	0.0	
D.	Total Days Present	73.0	0.0	19.0	0.0	0.0	0.0	0.0	0.0	
E.	Total Ineligible Days	14.0	0.0	7.0	0.0	0.0	0.0	0.0	0.0	
F.	Total Eligible Days	59.0	0.0	12.0	0.0	0.0	0.0	0.0	0.0	
G.1	BE - Elig Days Bilingual/ESL	0.0	0.0	0.0	0.0	0.0	0.0	0.0	0.0	
G.2	D1 - Elig Days Bil Dual Lang	0.0	0.0	0.0	0.0	0.0	0.0	0.0	0.0	
G.3	D2 (EB) - Elig Days Bil Dual Lang	0.0	0.0	0.0	0.0	0.0	0.0	0.0	0.0	
G.4	D2 (Non-EB) - Elig Days Bil Dual Lang	0.0	0.0	0.0	0.0	0.0	0.0	0.0	0.0	
H.1	Early Ed Eco Dis Elig Days	X	X	12.0	0.0	0.0	0.0	X	X	
H.2	Early Ed Lang Elig Days	X	X	0.0	0.0	0.0	0.0	X	X	
I.	Eligible Days In Res Fac	0.0	0.0	0.0	0.0	0.0	0.0	0.0	0.0	
J.	Elig Days Preg Rel Serv	0.0	0.0	0.0	0.0	0.0	0.0	0.0	0.0	
K.	Elig Days SpecEd main	0.0	0.0	0.0	0.0	0.0	0.0	0.0	0.0	
L.1	BE - Bil/ESL Refined ADA	0.000	0.000	0.000	0.000	0.000	0.000	0.000	0.000	
L.2	D1 - Bil Dual Lang Refined ADA	0.000	0.000	0.000	0.000	0.000	0.000	0.000	0.000	
L.3	D2 (EB) - Bil Dual Lang Refined ADA	0.000	0.000	0.000	0.000	0.000	0.000	0.000	0.000	
L.4	D2 (Non-EB) - Bil Dual Lang Refined ADA	0.000	0.000	0.000	0.000	0.000	0.000	0.000	0.000	
M.	Res Fac Refined ADA	0.000	0.000	0.000	0.000	0.000	0.000	0.000	0.000	
N.	SpecEd Main Refined ADA	0.000	0.000	0.000	0.000	0.000	0.000	0.000	0.000	
O.1	Early Ed Eco Dis Refined ADA	X	X	0.231	0.000	0.000	0.000	X	X	
O.2	Early Ed Lang Refined ADA	X	X	0.000	0.000	0.000	0.000	X	X	
P.	Preg Related Serv FTE	0.000	0.000	0.000	0.000	0.000	0.000	0.000	0.000	
Q.1	Career & Technical Ed FTE - Tier 1	0.000	0.000	0.000	0.000	0.000	0.000	0.000	0.000	
Q.2	Career & Technical Ed FTE - Tier 2	0.000	0.000	0.000	0.000	0.000	0.000	0.000	0.000	
Q.3	Career & Technical Ed FTE - Tier 3	0.000	0.000	0.000	0.000	0.000	0.000	0.000	0.000	
R.	Special Education FTE	0.000	0.000	0.000	0.000	0.000	0.000	0.000	0.000	
S.	Regular Program Ref ADA	1.042	0.000	0.231	0.000	0.000	0.000	0.000	0.000	
T.	Total Refined ADA	1.042	0.000	0.231	0.000	0.000	0.000	0.000	0.000	
U.	Percent in Attendance	65.179%	0.000%	36.538%	0.000%	0.000%	0.000%	0.000%	0.000%	

Compare this TSDS report with similar reports generated in your SIS

SIS EXAMPLES OF SUPT REPORT OF STUDENT ATTENDANCE



Date Run: 3/19/2025 5:44 PM District Multi-track Summary Report - Student Attendance and Contact Hours by Cycle Program ID: SA10920
 Cnty-Dist: 655-905 For School Year 2024-2025
 Campus: All TEXAS ISD
 Cycle: 1 Table I

Reporting Period for Cycle 1 Dates Covered: 08/12/2024 - 09/19/2024

A	Grade Level	EE	PK	KG	Grade 1	Grade 2	Grade 3	Grade 4	Grade 5
B	Tot Days Membership - All Students	117.00	10,421.00	18,474.50	19,889.50	19,452.00	21,040.00	21,751.50	21,708.00
C	Tot Days Absent - All Students	24.00	7,555.50	1,341.50	1,363.50	1,196.00	1,151.00	1,153.50	1,165.00
D	Tot Days Present - All Students (B - C)	93.00	9,665.50	17,133.00	18,526.00	18,256.00	19,889.00	20,598.00	20,543.00
E	Ineligible Days Present	0.00	13.50	0.00	27.00	0.00	0.00	0.00	0.00
F	Total Eligible Days Present (D - E)	93.00	9,652.00	17,133.00	18,499.00	18,256.00	19,889.00	20,598.00	20,543.00
G1	BE-Elig Days Bilingual/ESL	34.00	63.00	0.00	83.00	204.00	252.00	124.00	232.00
G2	D1-Elig Days Bil Dual Lang	0.00	1,086.50	309.00	0.00	0.00	0.00	0.00	0.00
G3	D2(EL)-Elig Days Bil Dual Lang	0.00	452.50	2,980.00	4,270.00	4,011.00	4,419.00	4,033.00	4,667.00
G4	D2(EP)-Elig Days Bil Dual Lang	0.00	0.00	0.00	0.00	0.00	26.00	0.00	0.00
H1	Early Ed Eco Dis Elig Days	0.00	0.00	12,575.00	12,167.00	11,733.00	12,733.00	0.00	0.00
H2	Early Ed Lang Elig Days	0.00	0.00	3,801.00	4,378.00	4,317.00	4,748.00	0.00	0.00
H3	Early Ed Eco Dis & Lang Elig Days	0.00	0.00	2,667.00	2,711.00	2,442.00	2,601.00	0.00	0.00
I	Eligible Days in Res Fac	0.00	0.00	0.00	0.00	0.00	24.00	0.00	27.00
J	Eligible Days Pg Related Services	0.00	0.00	0.00	0.00	0.00	0.00	0.00	0.00
K	Eligible Days Sp. Ed. Mainstream	0.00	165.00	128.00	147.00	323.00	605.00	647.50	549.00
U	Percent Attendance	79.49%	92.75%	92.74%	93.14%	93.85%	94.53%	94.70%	94.63%

1txatn06.p 88-4 TABLE I 03/25/25 Page:2
 05.25.02.00.00 SUPERINTENDENT'S SIX WEEK REPORT OF STUDENT ATTENDANCE AND CONTACT HOURS 9:57 AM

FIRST SEMESTER 2024-2025
 School District - All Entities

1st Sixweek Reporting Period
 Instructional Track: ALL
 Sixweek Summary

A. Days Taught: N/A - Tracks Combined	EE	PK	KG	01	02	03	04	05
B. Days Membership	0.0	0.0	3900.0	1740.0	2640.0	2370.0	0.0	0.0
C. Total Days Absent	0.0	0.0	0.0	0.0	0.0	0.0	0.0	0.0
D. Total Days Present	0.0	0.0	3900.0	1740.0	2640.0	2370.0	0.0	0.0
E. Total Ineligible Days	0.0	0.0	0.0	0.0	0.0	0.0	0.0	0.0
F. Total Eligible Days	0.0	0.0	3900.0	1740.0	2640.0	2370.0	0.0	0.0
G. Elig Days Bilingual/ESL	0.0	0.0	0.0	90.0	90.0	150.0	0.0	0.0
G1. BE - Elig Days Bilingual/ESL	0.0	0.0	0.0	90.0	90.0	150.0	0.0	0.0
G2. D1 - Elig Days Bil Dual Lang	0.0	0.0	0.0	0.0	0.0	0.0	0.0	0.0
G3. D2 (EL) - Elig Days Bil Dual Lang	0.0	0.0	0.0	0.0	0.0	0.0	0.0	0.0
G4. D2 (EP) - Elig Days Bil Dual Lang	0.0	0.0	0.0	0.0	0.0	0.0	0.0	0.0
H1. Early Ed Eco Dis Elig Days	0.0	0.0	1830.0	1290.0	1710.0	1710.0	0.0	0.0
H2. Early Ed Lang Elig Days	0.0	0.0	0.0	90.0	90.0	150.0	0.0	0.0
H3. Early Ed Eco Dis & Lang Elig Days	0.0	0.0	0.0	90.0	60.0	90.0	0.0	0.0
I. Elig Days Res Fac	0.0	0.0	0.0	0.0	0.0	0.0	0.0	0.0
J. Elig Days Preg Rel Serv	0.0	0.0	0.0	0.0	0.0	0.0	0.0	0.0
K. Elig Days SpecEd Main	0.0	0.0	22.0	60.0	150.0	180.0	0.0	0.0
L. Biling/ESL Refined ADA (G/A)	0.0	0.0	0.0	3.0	3.0	5.0	0.0	0.0
L1. BE - Biling/ESL Ref. ADA (G1/A)	0.0	0.0	0.0	3.0	3.0	5.0	0.0	0.0
L2. D1 - Bil Dual Lang Ref. ADA (G2/A)	0.0	0.0	0.0	0.0	0.0	0.0	0.0	0.0
L3. D2(EL) - Bil Dual Lang Ref. ADA (G3/A)	0.0	0.0	0.0	0.0	0.0	0.0	0.0	0.0
L4. D2(EP) - Bil Dual Lang Ref. ADA (G4/A)	0.0	0.0	0.0	0.0	0.0	0.0	0.0	0.0
M. Res Fac Refined ADA (I/A)	0.0	0.0	0.0	0.0	0.0	0.0	0.0	0.0

2024-2025 Eagle Independent School District 3/25/2025
 999-999-000 Student Attendance District Summary Page 1

Period: 5 Track A 2/21/2025 - 4/8/2025 Maximum Days: 29 Minimum Days: 29

Track A Summary

Campus	Track	Grade	Days Membership	Days Absent	Days Present	Ineligible Days Present	Eligible Days Present	Eligible Days Bilingual / ESL	Eligible Days Pregnancy - Related	Eligible Days Special Ed Mainstream	Total Gifted / Talented Students	ADA %	
0	A	EE	232.0	0.0	232.0	0.0	232.0	0.0	0.0	130.5	0	100.000%	
			Eligible Days Bilingual/ESL Dual Language (K-3) Eligible Days Early Education Allotment										
			One-Way Program		Two-Way Program		Two-Way (Non LEP)		Educationally Disadvantaged Bilingual/ESL		Educationally Disadvantaged and Bilingual/ESL		Eligible Days Residential Facility
			0.0000	0.0000	0.0000	0.0000	0.0000	0.0000	0.0000	0.0000	0.0000	0.0000	
0	A	PK	551.0	0.0	551.0	174.0	377.0	43.5	0.0	29.0	0	100.000%	
			Eligible Days Bilingual/ESL Dual Language (K-3) Eligible Days Early Education Allotment										
			One-Way Program		Two-Way Program		Two-Way (Non LEP)		Educationally Disadvantaged Bilingual/ESL		Educationally Disadvantaged and Bilingual/ESL		Eligible Days Residential Facility
			14.5000	0.0000	0.0000	0.0000	0.0000	0.0000	0.0000	0.0000	0.0000	0.0000	
0	A	K	4292.0	0.0	4292.0	29.0	4263.0	710.5	0.0	232.0	4	100.000%	
			Eligible Days Bilingual/ESL Dual Language (K-3) Eligible Days Early Education Allotment										
			One-Way Program		Two-Way Program		Two-Way (Non LEP)		Educationally Disadvantaged Bilingual/ESL		Educationally Disadvantaged and Bilingual/ESL		Eligible Days Residential Facility
			652.5000	0.0000	0.0000	1595.0000	710.5000	507.5000	0.0000	0.0000	0.0000	0.0000	

Compare reports like this from your SIS with TSDS report PDM3-130-001