

**GRADE 7**  
**Reading**  
**STAAR Alternate 2**

**Administered April 2016**

**RELEASED**



READING



# Table of Contents

The First Chili .....2

The Chili Queens.....3



© 007flip/iStock/  
Thinkstock



© Library of Congress

2a

Chili is the state food of Texas. Chili is a kind of stew made with meat, onions, tomatoes, and chili peppers. The first chili was cooked over an open campfire.



© 007filip/Istock/Thinkstock

# The Chili Queens.....3



© Library of Congress

# The First Chili .....2



© 007filip/iStock/  
Thinkstock

## It's Chili in Texas

### The First Chili

Some people believe that chili was first made in San Antonio, Texas. The settlers in San Antonio only had tough meat. They had to find a way to make it taste better. They cooked the meat slowly over the fire for a long time with chili peppers. This made it taste better and the tough meat easier to chew.



3a

## The Chili Queens

The inventors of chili were a group of women known as "the chili queens." These women made and sold chili from carts on the streets of San Antonio even before Texas became a state. They sold a bowl of chili for a few cents to anyone on the street. They competed with one another to see who could serve the best chili and attract the most customers.



© Courtesy of the New York Public Library



Chili used to cost just a few cents.

Chili must be cooked for a long time.

Chili was first made in San Antonio.

## Table of Contents

The First Chili.....	2
The Chili Queens.....	3
A Texas Tradition.....	4

### **A Texas Tradition**

People all over Texas were either making chili or eating chili. One man who sold chili from a wagon decided to sell his chili in cans. Since the canned chili could not spoil, it could be eaten at a later time. He named the chili after his pet wolf. Wolf Brand Chili can still be found in grocery stores today.

Chili became popular throughout the United States during the Great Depression. A bowl of chili was a cheap, filling meal for people who didn't have much money.

In San Antonio the tradition of eating chili on the street came to an end. The health department passed strict rules about the preparation and serving of food outdoors for safety reasons. Some of the chili queens opened their own restaurants in different parts of San Antonio.

4a

For many Texans today, chili is more than just an everyday food. People compete in chili-making contests all over the state. Chili has been called a "bowl of blessedness."



© Blend Images/BigStockPhoto.com

Why is chili no longer sold on the streets in San Antonio?

Why were the women who made chili called "chili queens"?

Why was chili called a "bowl of blessedness"?





# Tomato Harvest

by Robert D. San Souci


I watered and weeded those seedlings of mine  
Braced the stalks with stake and twine,

5b



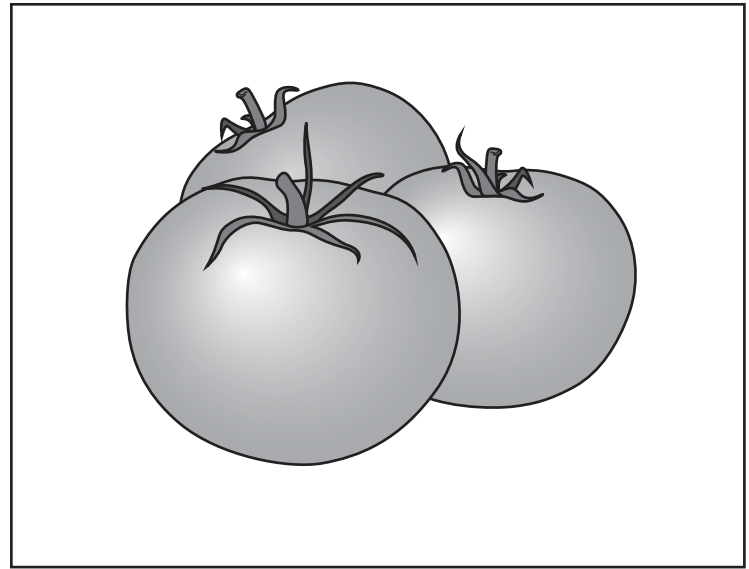
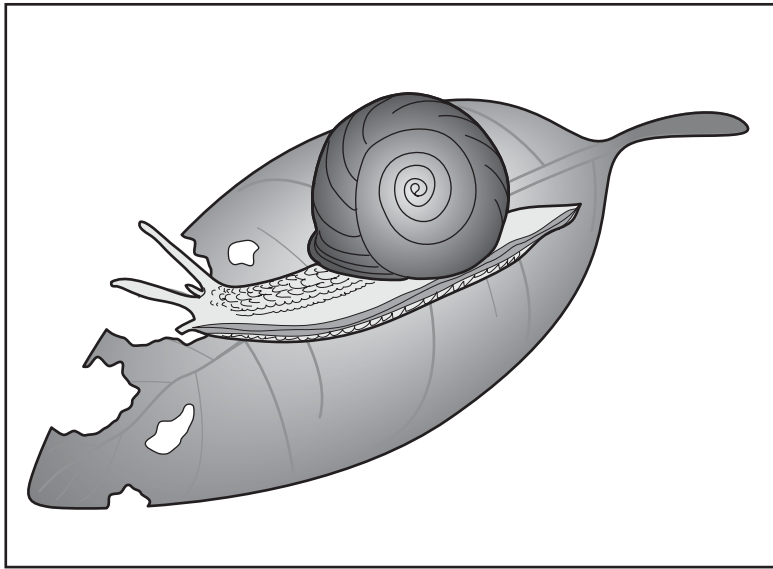
# Tomato Harvest

by Robert D. San Souci






I watered and weeded those seedlings of mine  
Braced the stalks with stake and twine,  
And watched for snails and worms—that bunch  
Of pests for whom green leaves mean lunch.

6b



# Tomato Harvest

by Robert D. San Souci

I watered and weeded those seedlings of mine   
Braced the stalks with stake and twine,   
And watched for snails and worms—that bunch  
Of pests for whom green leaves mean lunch. 

One night it rained so fiercely that  
By dawn most plants were beaten flat;  
I felt beaten splashing out to see  
How little garden was left to me.






those seedlings of mine


green leaves mean lunch.

plants were beaten flat;

# Tomato Harvest

by Robert D. San Souci

I watered and weeded those seedlings of mine   
Braced the stalks with stake and twine,   
And watched for snails and worms—that bunch  
Of pests for whom green leaves mean lunch. 

One night it rained so fiercely that  
By dawn most plants were beaten flat;  
I felt beaten splashing out to see  
How little garden was left to me. 

Those losses made my harvest small:  
One bucketful of fruit was all—  
But when I picked my first and tried it,  
What sweetness and pride I found inside it.



"Tomato Harvest" by Robert D. San Souci, from Food Fight, edited by Michael J. Rosen, copyright © 1996 by Robert D. San Souci.  
Used by permission of Michael J. Rosen.



The boy planted different kinds of tomatoes.

The boy worked hard to grow the tomatoes.

The boy liked to pick tomatoes.



This boy wants to learn to make an airplane with a piece of paper like the airplane his brother made for him.



The boy found directions for making a paper airplane in a book. He needs to get white paper and paper clips to make the airplane.






© sergoua/iStock/Thinkstock



© Jiri Hera/Shutterstock.com

## How to Make a Paper Airplane



1. Get a piece of white paper and fold it the long way.



2. Fold one corner to the center fold line.



3. Fold the other corner to the center fold line.



4. Fold in half.



5. Fold one wing down.



6.



7. Open both wings back out.



Fold the airplane in half again.

Fold the other wing down.

Fold the back up to make the tail.



8. Add 3 small and 2 large paper clips to the nose of the airplane.



9. Bend the back of the wings up a little bit and throw the airplane gently forward.

If the airplane doesn't fly where you want it to go, add another paper clip to the nose.


Paper clips help the airplane have more speed when it flies.

Paper clips help the airplane land smoothly.

Paper clips help the airplane fly in the right direction.




tidy—neat

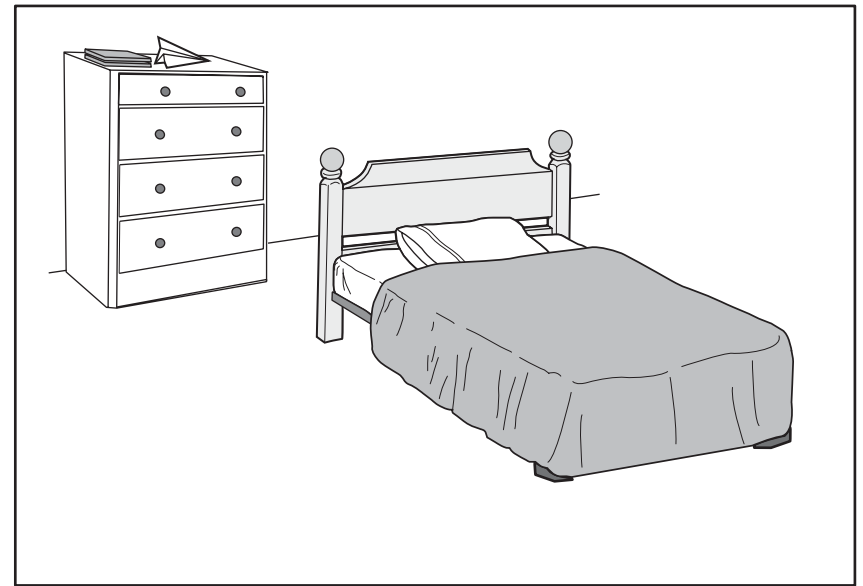



Sara needs to clean up the mess in her room. It is untidy.

Sara needs to clean up the mess in her untidy room.



Sara's brother John also needs to clean up his untidy room.



15a

Lady Bird Johnson visited many parts of the United States. She saw many things that upset her. Areas that once were beautiful had become littered with trash. Lady Bird wanted to solve these problems. Lady Bird thought it was a  when people would leave old cars and auto parts along the roadsides.




© Stan Wayman/Time & Life Pictures/Getty Images

disagree

disgrace

disobey

Dr. Seuss wrote books in an unusual way. Most children's authors write stories and then have an artist illustrate the story. Dr. Seuss drew the illustrations before writing the words. He put the pictures on a wall where he could easily see them. Then he would study the pictures until he thought of a story for the illustrations. It bothered



© Gene Lester/Getty Images

Dr. Seuss when the story and the rhymes did not work together. If he was displeased with his work, he would put it away. But it annoyed Dr. Seuss to have unfinished work. So he would

come back to it later when he had a new idea for a story that matched the pictures. Sometimes it would take him years to finish a book.

writing, study

matched, finish

bothered, annoyed



## Sister of the Groom



Rosa is a bridesmaid in her brother Juan's wedding.

## Sister of the Groom

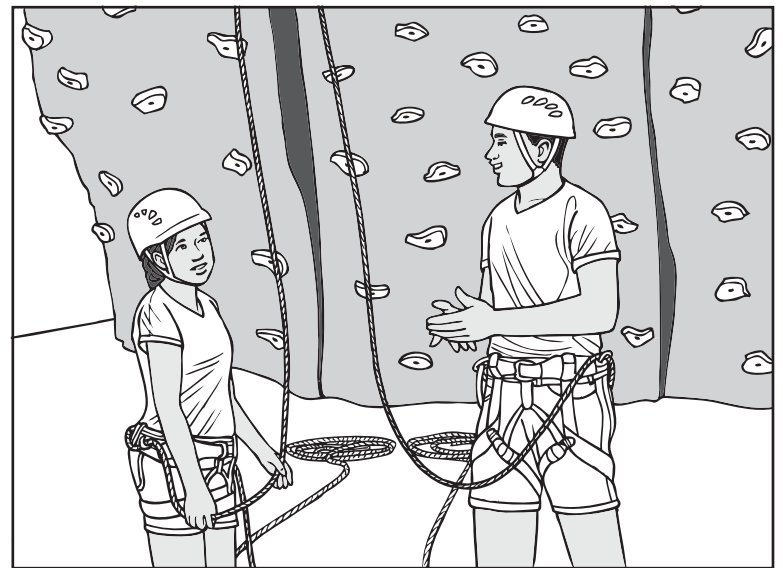

Rosa is a bridesmaid in her brother Juan's wedding. She is worried that her brother Juan will not have time to spend with her after he gets married.





Rosa is looking at her beautiful wedding flowers. She is waiting for her brother Juan's wedding to begin.

Rosa remembers when she and her brother Juan went rock-climbing together. She worries that Juan will not have time to spend with her after he gets married.




Rosa receives a gift from her brother Juan before the wedding begins. She opens the gift and sees a photo album with pictures of the time they went rock-climbing. This makes Rosa feel like she and her brother Juan will still do things together after he gets married.

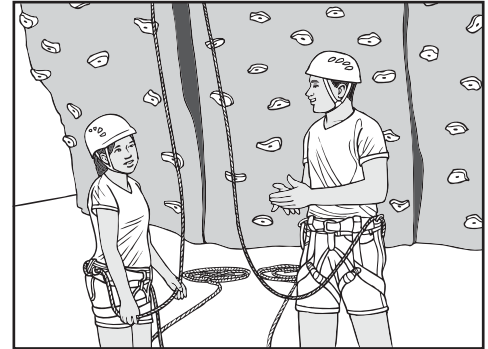




looking at her flowers before her  
brother's wedding begins



remembering rock-climbing  
with her brother



receiving a gift from her  
brother before the wedding  
begins



The bridesmaids help the bride put on her wedding dress. Just before the wedding begins, the bride's necklace breaks. Rosa asks the bride to wear her necklace for the wedding. The bride smiles and says to Rosa, "Thank you. I'm so glad that you are going to be my sister, too."



Rosa smiles and picks up her flowers. Now she is ready for the wedding to begin.

Rosa gives her necklace to the bride.

The bride's necklace breaks.

Rosa helps the bride put on her dress.

**STAAR ALTERNATE 2  
GRADE 7  
Reading  
April 2016**